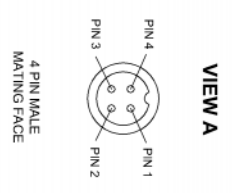
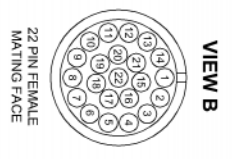
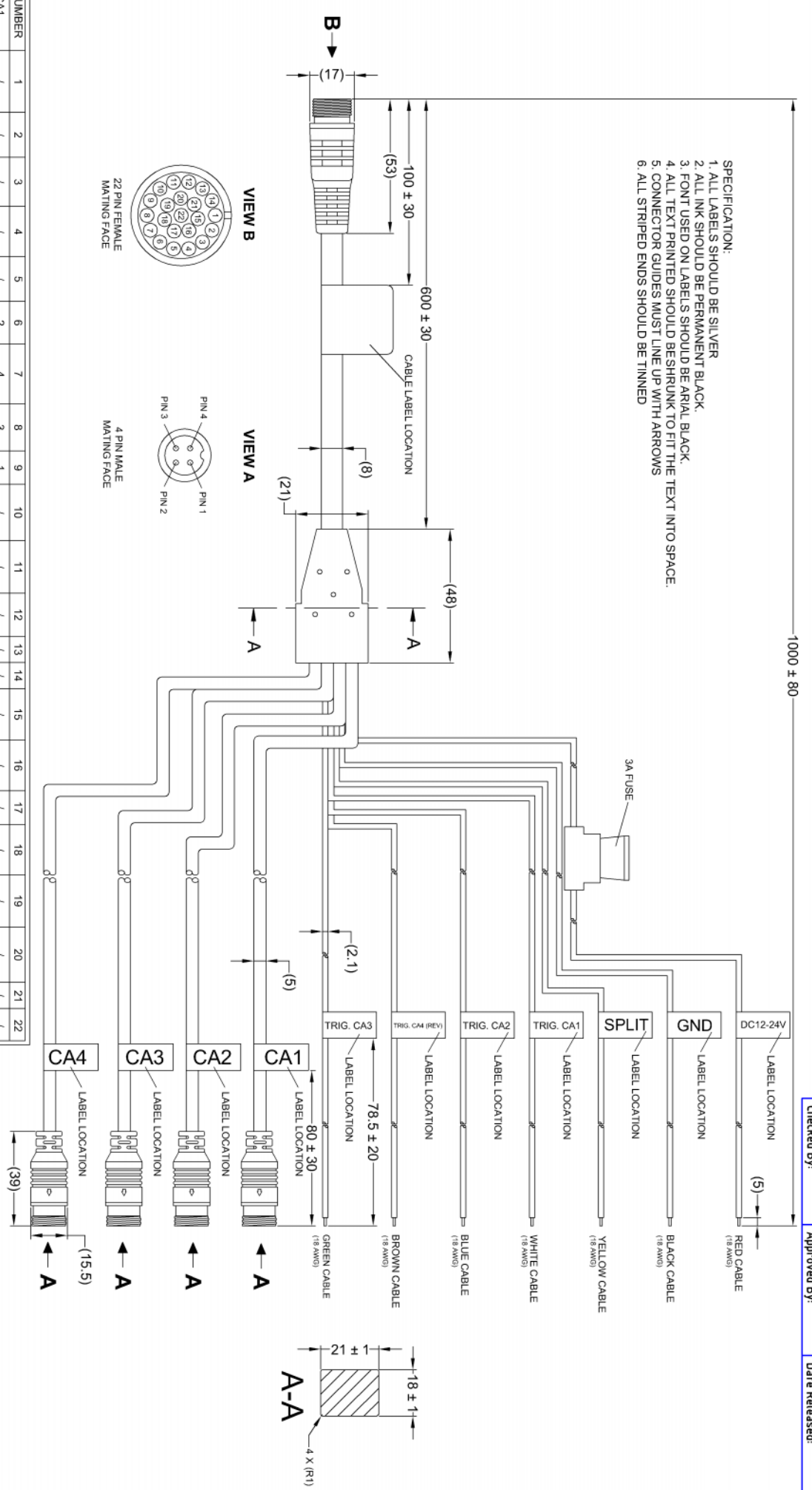


Revision Notes:
Checked By: Approved By: Date Released:

- SPECIFICATION:**
1. ALL LABELS SHOULD BE SILVER
 2. ALL INK SHOULD BE PERMANENT BLACK.
 3. FONT USED ON LABELS SHOULD BE ARIAL BLACK.
 4. ALL TEXT PRINTED SHOULD BE SHRUNK TO FIT THE TEXT INTO SPACE.
 5. CONNECTOR GUIDES MUST LINE UP WITH ARROWS
 6. ALL STRIPPED ENDS SHOULD BE TINNED



PIN NUMBER	1	2	3	4	5	6	7	8	9	10	11	12	13	14	15	16	17	18	19	20	21	22	
CA1	/	/	/	/	/	2	4	3	1	/	/	/	/	/	/	/	/	/	/	/	/	/	/
CA2	/	/	/	/	/	2	/	1	4	3	/	/	/	/	/	/	/	/	/	/	/	/	/
CA3	/	/	/	/	/	2	/	/	/	/	/	/	/	/	4	3	1	4	3	/	/	/	/
CA4	/	/	/	/	/	2	/	/	/	/	/	/	/	/	4	3	1	4	3	/	/	/	/
CABLES	RED	GREEN	BLUE	BROWN	WHITE	BLACK	BLACK	BLACK	BLACK	BLACK	BLACK	BLACK	BLACK	BLACK	BLACK	BLACK	BLACK	BLACK	BLACK	BLACK	BLACK	BLACK	BLACK
DESCRIPTION	DC12-24V	TR-CA3	TR-CA2	TR-CA4	TR-CA1	GND	CA1-VIN	CA1-AIN	12V	CA2-VIN	CA2-AIN	GND	/	/	CA4-VIN	CA4-AIN	12V	CA3-VIN	CA3-AIN	TR-S	/	/	/

- NOTES:**
1. FOR CABLE LABEL SPECIFICATION SEE DRAWING: BE-001500-XX-11.
 2. CABLE TO BE HELD NEATLY TOGETHER BY TWIST TIE.
 3. CAMERA CONNECTOR MUST BE BLACK.

PROPRIETARY NOTICE
THIS DESIGN AND TECHNICAL INFORMATION APPEARING ON THIS DRAWING IS THE PROPERTY OF BRIGADE ELECTRONICS AND IS DISCLOSED IN CONFIDENCE. IT IS NOT TO BE COPIED, REPRODUCED, REVEALED TO OR APPROPRIATE BY OTHERS, EITHER IN WHOLE OR IN PART WITHOUT THE EXPRESS WRITTEN CONSENT OF BRIGADE ELECTRONICS.

BRIGADE
www.brigade-electronics.com

Assembly Pl Approval Xinyu Huang(21/02/12)	Approved by D. KERAL	Checked by LBRAR	Drawn by JNEWMAN
Angle of Projection Third Angle	Units mm	Scale N/A	Released 20/03/12
Status RELEASED	Stock Code 3840	Released 20/03/12	Assembly Ref 27010015000
		VBV-770FM-CA	
		BE-001562-00-11	